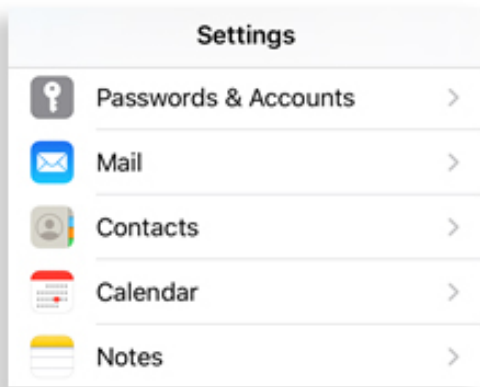


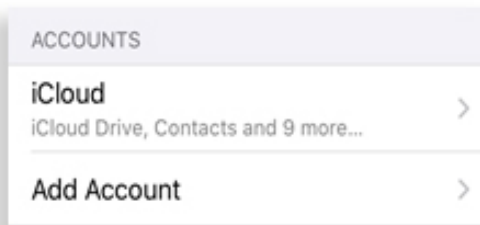
STEP 1 Click on Settings




STEP 2 Click on Passwords & Accounts



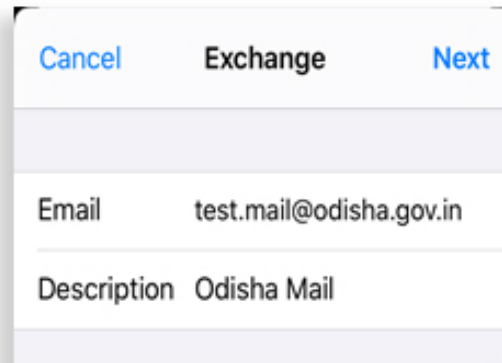
STEP 3 Click on Add Account



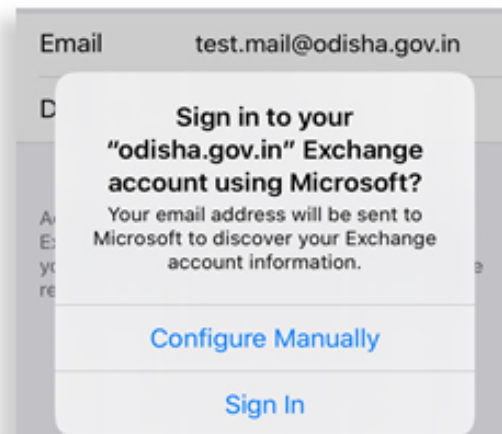
STEP 4 Click on Microsoft Exchange



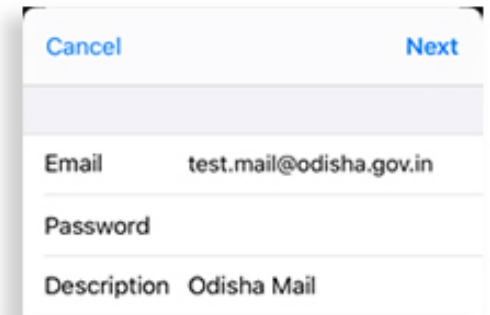
STEP 5 Enter your Email & Description



STEP 6 Click on Configure Manually



STEP 7 Enter Your Password



STEP 8 Change Server *mail.odisha.gov.in*
Change Domain *odisha.gov.in*
Enter *Username & Password*
Then Click on Next



Your Setup is ready. Open Mail app to view your mailbox.
Further if any issue persists, kindly drop a mail at helpdesk@odisha.gov.in